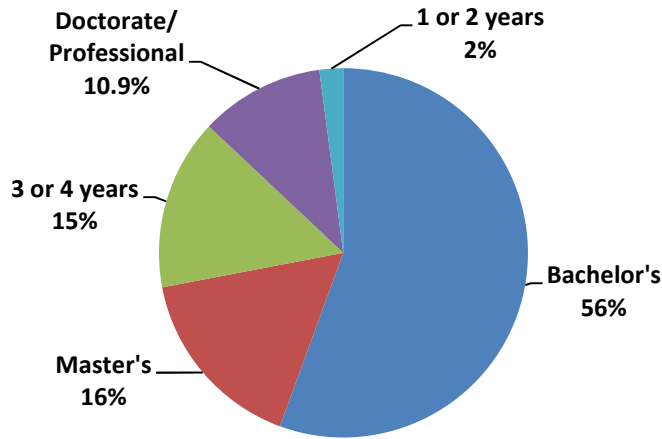


Educational Intentions of Students

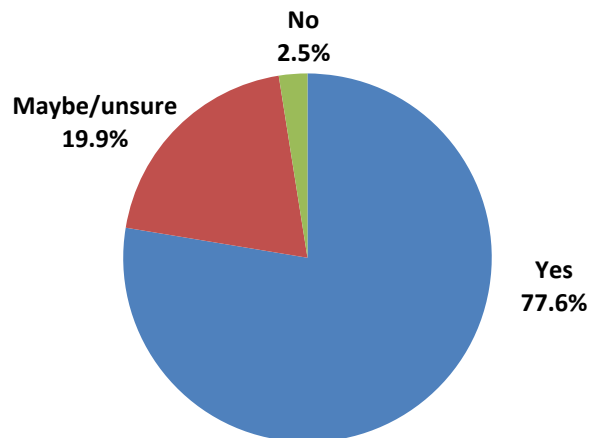
How many years do you plan to attend college or what degree level do you hope to achieve?



* 83% of all incoming students intend to complete at least a bachelor's degree.

* 27% of new students plan to complete a graduate degree.

Do you intend to complete a degree at UWSP?



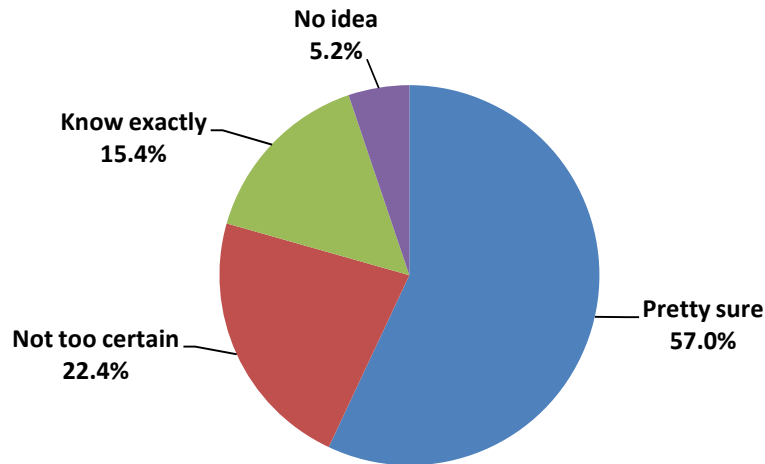
* Over 3/4 of all new students plan to complete a degree at UWSP.

* Students with declared majors have greater intentions to complete a UWSP degree than undeclared students, 82% compared to 64% of undeclared majors.

* Approximately 1/3 of undeclared students are uncertain about whether they will complete a degree at UWSP, which is twice that of students who have declared majors.

Career Plans and Choice

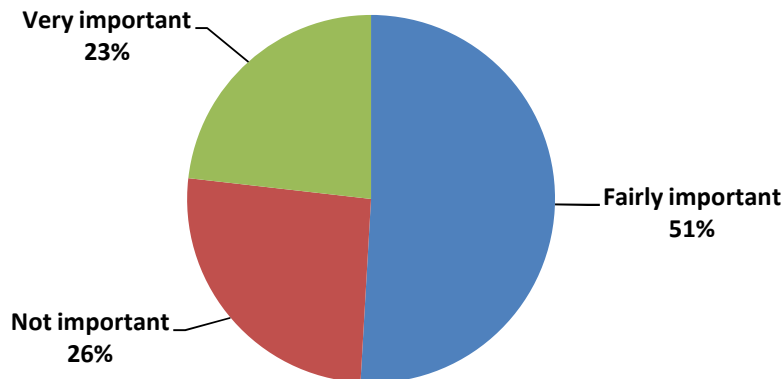
Which of the following comes closest to describing your career plans?



* 73% of new students are pretty certain of their career plans and the remaining 27% are not too certain or have no idea.

* This distribution has remained steady over the past 10 years.

How important is it to you to have chosen a future profession before entering college?

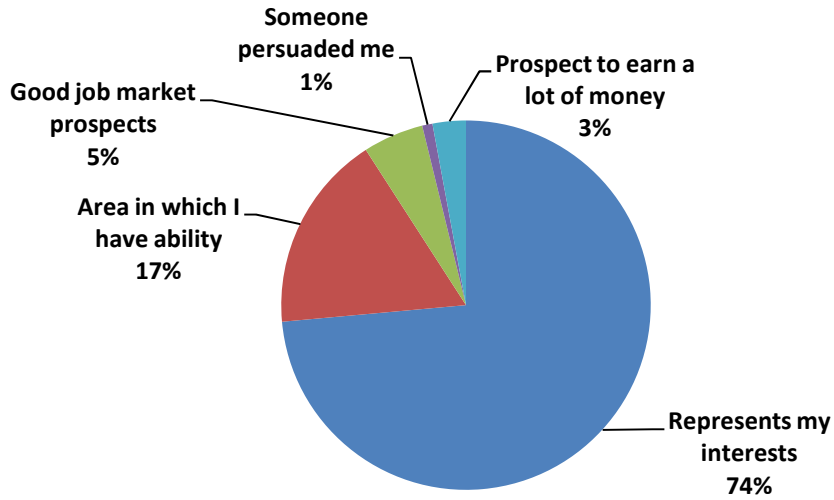


* The level of importance placed on selection of a profession is a reflection of a students' choice of a major.

* Undeclared students place lower importance on the choice of a profession than do students with declared majors.

Choice of Major

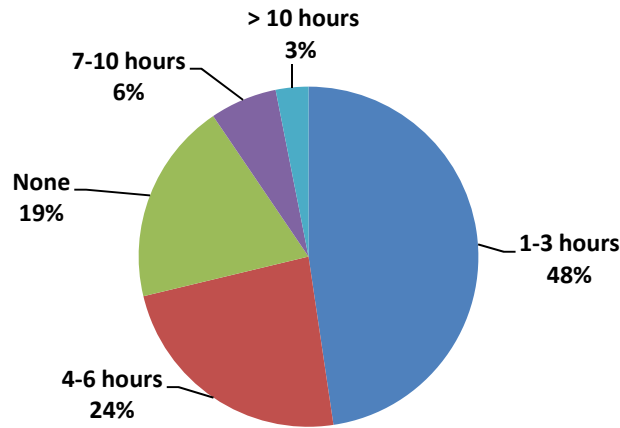
For what reason would or did you choose your major?



*** Interests and abilities are the primary reasons that students select a major.**
*** Undeclared students report slightly higher rates of influence for good job prospects and the prospect to earn a lot of money.**

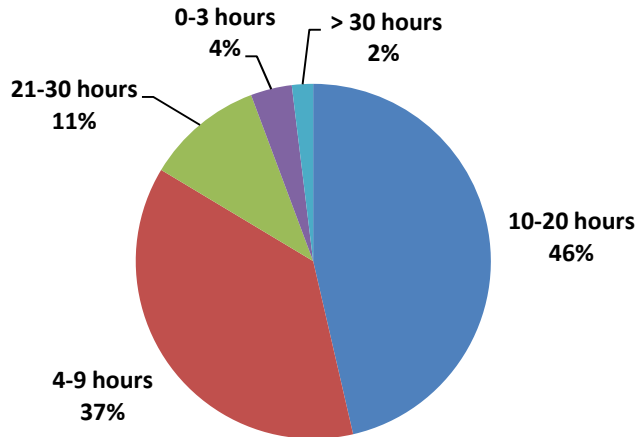
Study Habits and Plans

As a HS senior, how many hours a week did you study outside of school hours?



*** 19% of new students reported not studying outside of school hours during their senior year of high school. This is the highest reported percentage recorded in data going back to 1986.**

How many hours per week do you expect to spend studying?

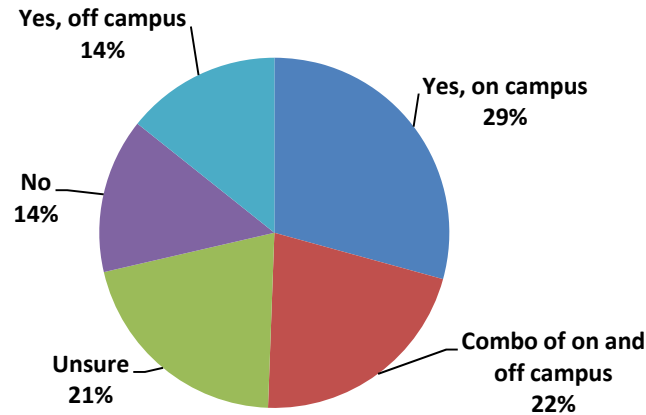


*** Although 97% of new students spent less than 10 hours per week studying in high school, only 41% say they will spend less than 10 hours per week studying in college. This is the largest percentage since reporting began in 1981.**

*** 94% expect to maintain an A or B average in college.**

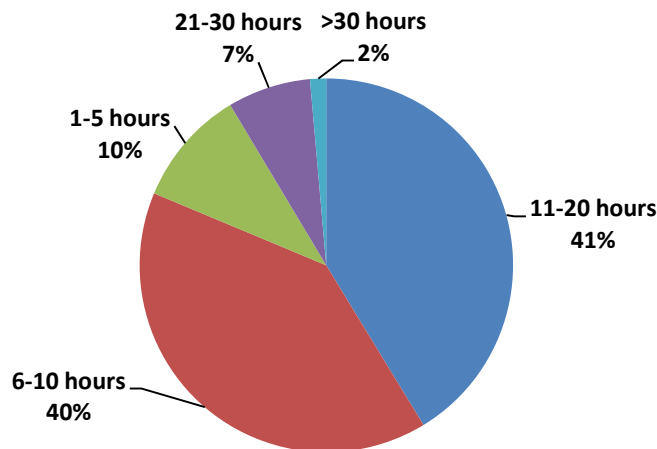
Work Plans

Are you planning to work for pay during the coming academic year?



*** 65% of new students plan to work on or off campus or in some combination of on- and off-campus work.**

If yes, how many total hours per week will you work?

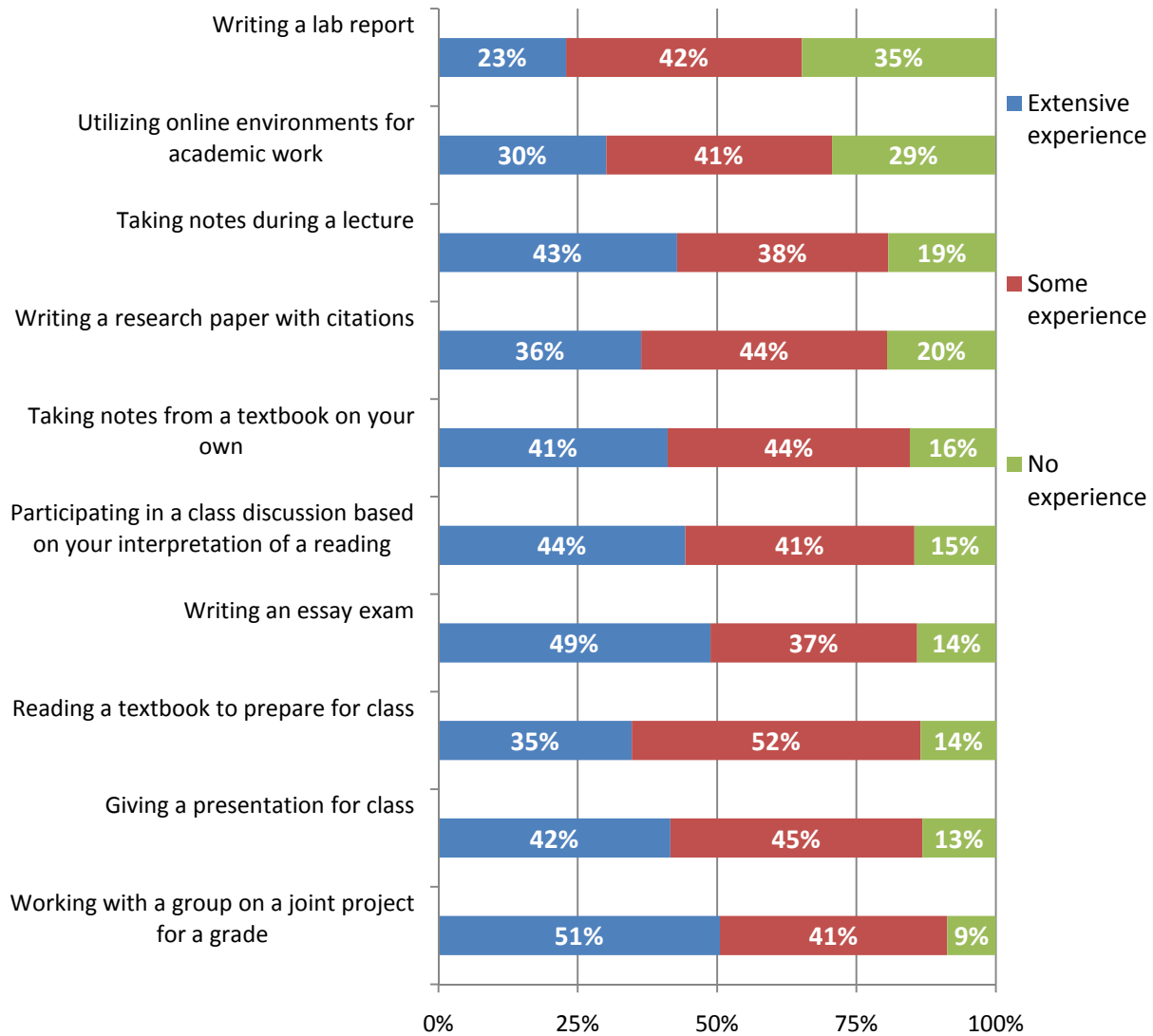


*** Of those planning to work, 90% plan to spend less than 20 hours working.**

*** Students who work off-campus plan to spend more time working than students who work solely on campus or in some combination of on- and off-campus jobs.**

*** 19% of students who work off campus will spend 20 or more hours per week working compared to less than 5% of students who work on campus.**

Academic Preparation: Experience with Academic Tasks



*** Students report the least experience writing a lab report, utilizing online environments for academic work, taking notes during a lecture, and writing research papers with citations.**

*** Students report the most experience working with a group on a joint project for a grade and writing an essay exam.**