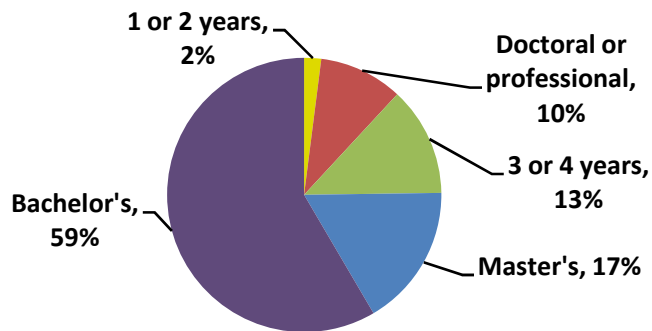


Educational Intentions of New Students

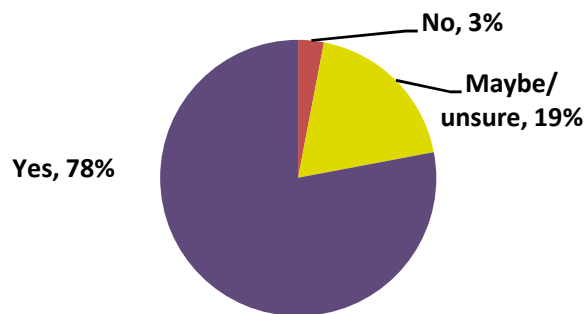
How many years do you plan to attend college or what degree level do you hope to achieve?



*** Nearly all incoming students (86%) intend to complete at least a bachelor's degree.**

*** Over 1/4 of new students (27%) plan to complete a graduate degree.**

Do you intend to complete a degree at UWSP?



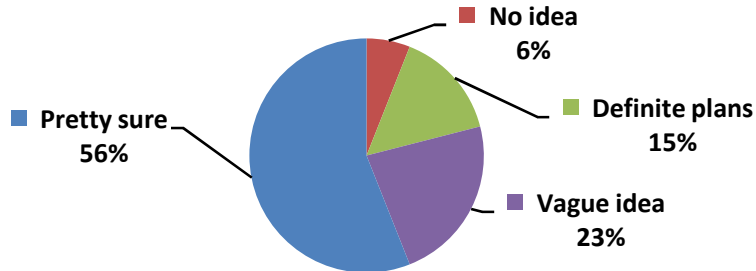
*** Over 3/4 of all new students plan to complete a degree at UWSP.**

*** Students with declared majors have greater intentions to complete a UWSP degree than undeclared students, 82% compared to 64%.**

*** Approximately 1/3 of undeclared students are uncertain about whether they will complete a degree at UWSP, which is twice that of students who have declared majors.**

Career Plans and Choice

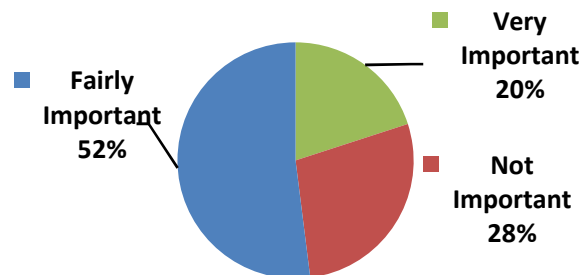
Which of the following comes closest to describing your career plans?



* 71% of new students are fairly certain of their career plans and the remaining 29% are vaguely sure or have no idea.

* This distribution has remained steady over the past 10 years.

How important is it to you to have chosen a future profession before entering college?

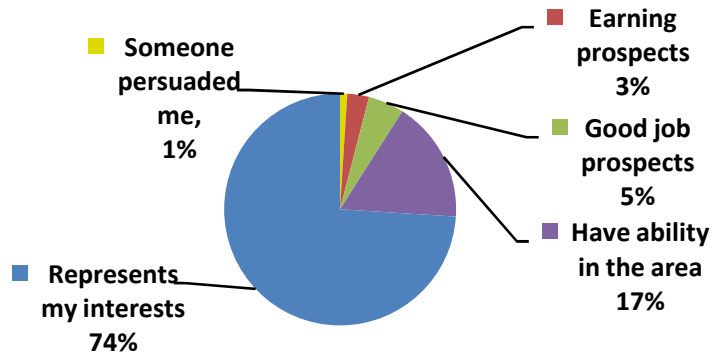


* The level of importance placed on selection of a profession is a reflection of a students' choice of a major.

* Undeclared students place lower importance on the choice of a profession than do students with declared majors.

Choice of Major

For what reason would or did you choose your major?

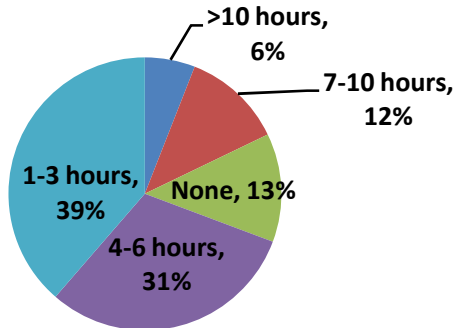


* **Interests and abilities are the primary reasons that students select a major.**

* **Undeclared students report slightly higher rates of influence for good job prospects and the prospect to earn a lot of money.**

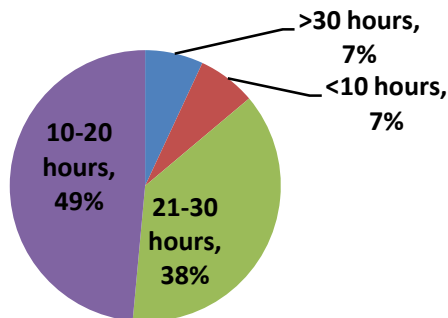
Study Habits and Plans

As a HS senior, how many hours a week did you study outside of school hours?



* 13% of new students reported not studying outside of school hours during their senior year of high school. This is the highest reported percentage recorded in data going back to 1986.

How many hours per week do you expect to spend studying?

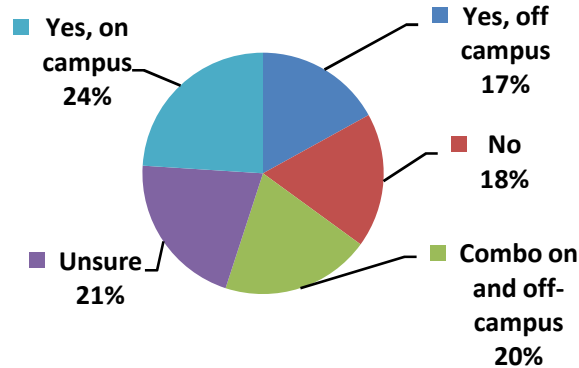


* Although 94% of new students spent less than 10 hours per week studying in high school, only 7% say they will spend less than 10 hours per week studying in college.

* 91% expect to maintain an A or B average in college.

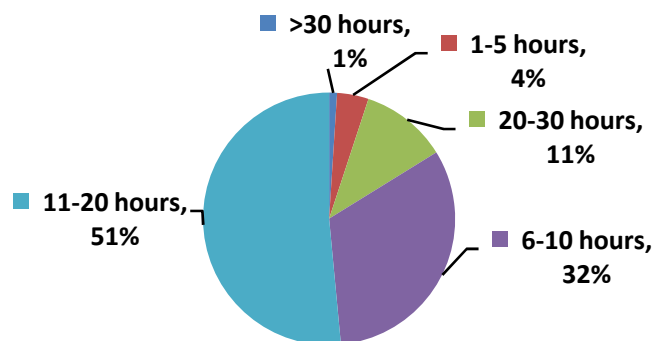
Work Plans

Are you planning to work for pay during the coming academic year?



*** 61% of new students plan to work on or off campus or in some combination of on- and off-campus work.**

How many hours do you plan to work?

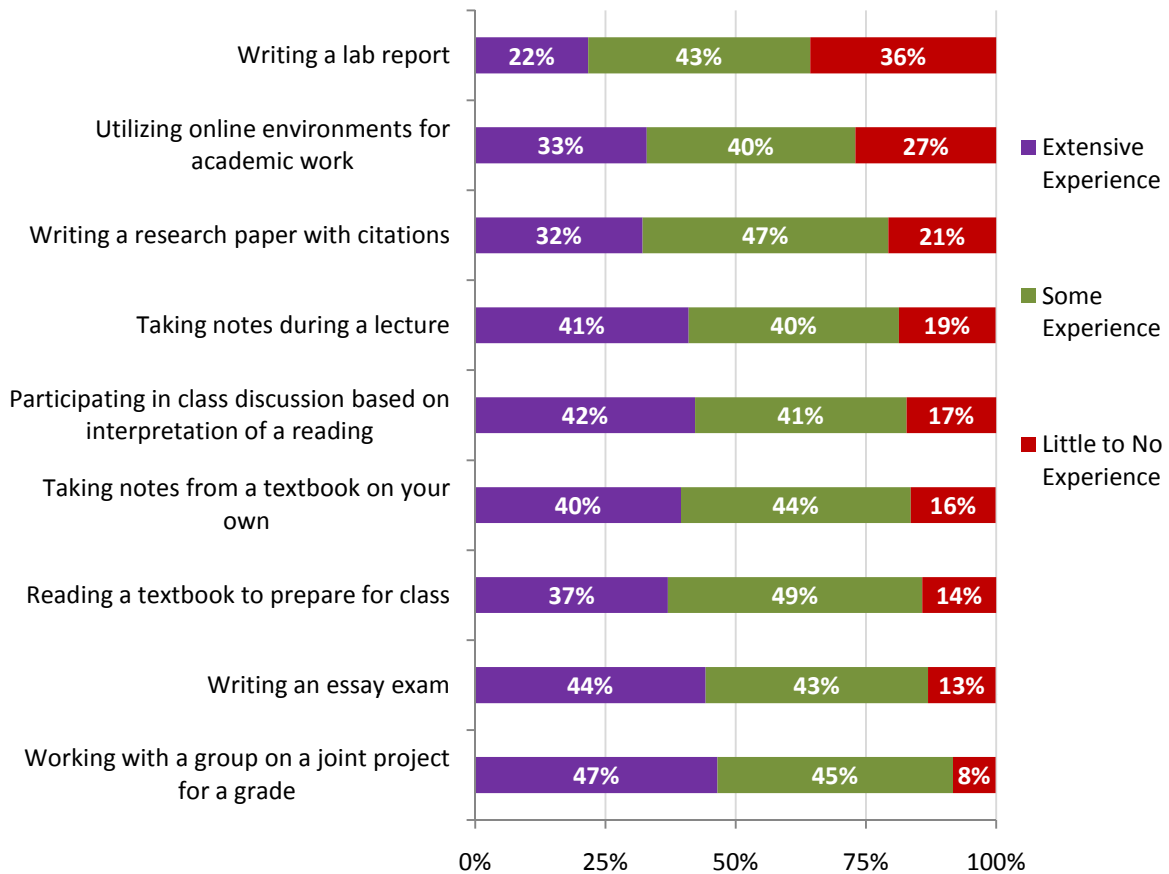


*** Of those planning to work, 88% plan to spend less than 20 hours working.**

*** Students who work off-campus plan to spend more time working than students who work solely on campus or in some combination of on- and off-campus jobs.**

*** 20% of students who work off campus will spend 20 or more hours per week working compared to less than 6% of students who work on campus.**

Academic Preparation: Experience with Academic Tasks



*** Students report the least experience writing lab reports, utilizing online environments for academic work, writing research papers with citations, and taking notes during a lecture.**

*** Students report the most experience working with a group on a joint project for a grade and writing an essay exam.**